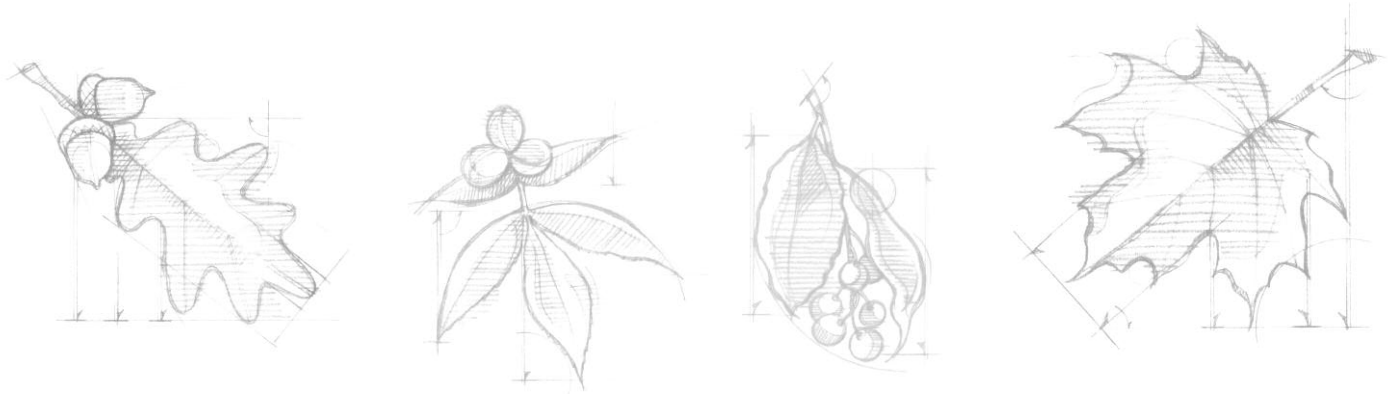


Custom Choice Cabinetry

INDEX

PAGE

Custom Choice Cabinetry - Order Procedures22
Custom Choice Combination Ideas27-33
Custom Choice Worksheet24-25
Standard Modifications - Nomenclature23



Customize ANY cabinet the way YOU want it!

A DESIGNER'S DREAM!

With HomeCrest's flexible manufacturing capabilities, you can create the specific cabinet you need for your design. Using standard doors and drawer fronts and ensuring that the cabinet is structurally sound, HomeCrest will modify any cabinet in this book! HomeCrest offers two (2) levels of Custom Choice Cabinetry - Standard Modifications and Custom Cabinets. We invite you to become familiar with both choices.

Standard Modifications:

HomeCrest defines a Standard Modification as:

1. Those cabinets listed on the following page.
2. Cabinets having one modification only.
For example, a Standard Modification would be extended stiles. An example of a Custom Cabinet would be a cabinet with both extended stiles and reduced depth. Custom cabinets would be ordered using the Custom Cabinet procedures.

Ordering a Standard Modification Cabinet:

1. Orders can be placed following the order procedures detailed on page 18, using correct, Standard Modification nomenclature.
NOTE: Standard Modification nomenclature can be found on page 23.
2. Include complete modification information on the order. (i.e. 3030 cabinet with toeboard on 3 sides = 3030-TB3; or a 3030 with toeboard on right side only = 3030-TB1R.)
3. Please note that all modification charges are added to the list price of the cabinet.
4. Standard Modification cabinets cannot be changed or cancelled.
5. When ordering glazed cabinetry, the modification charges will be applied to the cabinet list price. The glaze upcharge will be added as a line item to the total of the cabinet order. (Please refer to the Specifications & Price guide for details)

Custom Cabinets:

Custom cabinets are cabinets that you create. HomeCrest will need up to 48 hours to engineer your cabinet, develop a bill of material and provide you with a quote. To avoid shipping delays, please use the following procedures:

Ordering a Custom Modification Cabinet:

1. All custom cabinet requests are to be faxed to Customer Service 48 hours prior to the placement of the entire order.
2. Upon receipt, requests for custom cabinets will be engineered and a bill of material developed based on your construction information.
3. To expedite this process, please provide a detailed drawing (including dimensions) of the custom cabinet and all pertinent information (product line, style, hinging, finish, etc.). Providing a floor plan can reduce questions that arise during the engineering process.
4. If the plan is feasible, your custom cabinet will be assigned unique nomenclature, a reference number and a price. This information will be faxed to you.
5. When listing the custom cabinet on your order be sure to include the provided reference number.
6. Orders can be placed as detailed under "Order Procedures" on page 18.
7. Custom cabinets ***cannot be changed or cancelled.***

Avoid Delays:

To expedite your custom requests:

1. Use the worksheet found on page 24.
2. Include all pertinent product information with your request.
3. For appliance cabinets or panels, use the worksheet found on page 25.

Examples of custom cabinets available from HomeCrest can be found on pages 27-32.

Standard Modifications

Nomenclature*	Example	Description
RD (Dimension)	W3024RD9"	Reduce depth of wall cabinet
ID (Dimension)	W3024ID15"	Increase depth of wall cabinet 12" to 30" high
ID (Dimension)	W3036ID15"	Increase depth of wall cabinet 36" to 60" high
A (Panel Nom.)	W3036AWWEP36	Factory Applied Panels
IN (Access. Nom.)	SB30INSTT11	Factory Installed accessory in wall or base
FF	W3024FF	Wall or Base cabinet face frame & door
TB***		Toeboard on wall cabinet 30" high or less
	W3024TBF	front
	W3024TBFR or L	one side
	W3024TBFRL	three side
TB***		Toeboard on wall cabinet > 30"
	W3036TBF	***front
	W3036TBFR or L	one side
	W3036TBFRL	three side
	W3024FTB	Flush Toeboard on wall cabinet 30" high or less
	W3036FTB	Flush Toeboard on wall cabinet > 30"
CS	W3024CS	Wall or Base cabinet case only
MI	W3024MI	Wall cabinet with matching interior
		12" deep
		24" deep
ES (Dimension)		Wall or Base cabinet extended stile-3" max on each side
	W3024ESR1"	one stile
	W3024ESR & L 1"	two stile
X	WP2436X	Non-standard Wall Peninsula cabinets
XMD	WP2430XMD	Mullion Door Wall Peninsula cabinets
RD (Dimension)	B18RD13"	Reduce depth all base cabinets to 12" deep, B12-B27
	B36RD14"	Reduce depth all base cabinets to 12" deep, B30-B48
	4BD18RD15"	Reduce depth 3 or 4 drawer base cabinet to 12" deep
RDND (Dimension)	B18RDND10"	Reduce depth of base cabinet < 12" deep (No drawer)
ID (Dimension)	VB24ID24"	Increase depth of vanity (to a maximum of 24")
FDS	B24FDS	Base cabinets with full depth shelves, B12-B30
	B36FDS	Base cabinets with full depth shelves, B33-B48
XBH		Increase 60" vanities to base height
VBB60FHXBH	VBB60"FH	
	VDB60XBH	Other 60" vanities
BOTDWR	B24BOTDWR	Base cabinets w/bottom drawers
TB***		Base cabinet w/additional toeboard
	B24TBR	One end
	B24TBR & L	each additional end
UCDTRIM (Dimension)	30UCDTRIM27"	Trimmable UCD - up to 3" extension on each side
FTB	B30FTB	Base Cabinet with flush toeboard

* Place Standard Modification nomenclature AFTER cabinet nomenclature and include any size dimension needed.

*** F = Front, R = Right, L = Left

Custom Cabinet Worksheet. This worksheet must be submitted for quoting to customer service.

Custom Cabinet requests should be submitted 48 hours prior to order placement. A reference number and price will be faxed back to you. The reference number and quantity should be included on the order.

In order to process your quote in an expeditious manner, HomeCrest needs the following information.

PRODUCT LINE:

- | | | | | |
|------------------------------------|--|----------------------------------|-----------------------------------|---------------------------------|
| <input type="checkbox"/> Bayport | <input type="checkbox"/> Heartland | <input type="checkbox"/> Jamison | <input type="checkbox"/> Mora Bay | <input type="checkbox"/> Sedona |
| <input type="checkbox"/> Cambridge | <input type="checkbox"/> Harbour Court | <input type="checkbox"/> Laurel | <input type="checkbox"/> Rainier | |
| <input type="checkbox"/> Cara | <input type="checkbox"/> Heritage | <input type="checkbox"/> Madison | <input type="checkbox"/> Sanibel | |

SPECIE/FINISH:

- | | | | | |
|-----------------------------------|----------------------------------|----------------------------------|-----------------------------------|---------------------------------|
| Oak | Maple | Hickory | Cherry | Laminate/
Thermofoil |
| <input type="checkbox"/> Natural | <input type="checkbox"/> Natural | <input type="checkbox"/> Light | <input type="checkbox"/> Burgundy | <input type="checkbox"/> White |
| <input type="checkbox"/> Light | <input type="checkbox"/> Caramel | <input type="checkbox"/> Medium | <input type="checkbox"/> Spice | <input type="checkbox"/> Silk |
| <input type="checkbox"/> Chestnut | <input type="checkbox"/> Frost | <input type="checkbox"/> Natural | <input type="checkbox"/> Autumn | |
| <input type="checkbox"/> Sable | <input type="checkbox"/> Sorrel | | <input type="checkbox"/> Natural | |
| | <input type="checkbox"/> Toffee | | | |

DOOR STYLE:

- Arch
- Cathedral
- Square

HINGING:

- Furniture
- Concealed

CAB. ENDS:

- Laminate
- Plywood

DRAWER:

- Laminate (LD)
- Wood Drawer (WD)
- Deluxe Drawer (DD)
- Deluxe Drawer with SofTouch Guide (DD2)
- Classic Furniture Drawer Front (CF)
- Solid Profile Drawer Front (SP)

ARTISTIC ACCENT GLAZES:

- Linen
- Ebony
- Mocha
- Cocoa
- Mist

MATCHING INTERIOR

Account # _____

Company Name _____ Telephone # _____

Contact Name _____ Fax # _____

Date _____ Job Name _____

Description of Request _____ Quantity Required _____

Please Provide Drawing Below

Custom Cabinet Worksheet. This worksheet must be submitted for quoting to Customer Service.

Microwave Cabinet

Product Line Requested _____
Furniture or Concealed Hinge (please circle) Overall cabinet size:

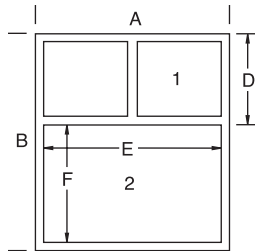
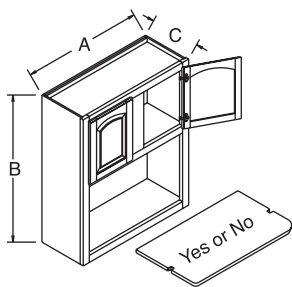
- A. _____ width
- B. _____ height
- C. _____ depth
- 1. Top cabinet (preferred height)
- D. _____ height
- 2. Microwave (opening required)
- E. _____ width
- F. _____ height
- 3. Actual microwave specs
- G. _____ width
- H. _____ height

Please provide actual microwave specifications.
Will microwave be (built in) or (set in)?
Please circle.

Extended (past cabinet bottom) Microwave Shelf - for 12" deep cabinet only.

_____ yes
_____ no

Note: All preferences will be considered and standard cabinet components will be used. The microwave opening size will determine top cabinet size.



Refrigerator Panels

Brand _____
Make _____ Model _____

Manufacturer Panel Sizes Required:

- 1. A. _____ width
B. _____ height
- 2. A. _____ width
B. _____ height
- 3. A. _____ width
B. _____ height

Grille (Top or Bottom) - Optional for all configurations

- 4. A. _____ width
B. _____ height

Must Have:

NOTE: Customer must supply to receive quote.

Manufacturer required handle clearance _____ inches

Required hinge clearance _____ inches

Doors & Drawer Fronts selected based on handle and hinge clearances and for creating the most eye-appealing appearance.

Oven Cabinet

Product Line Requested _____

Note: Oven cutouts are used to determine cabinet configuration. Final oven cutout should be made in the field.

Cabinet Size:

- A. _____ width
- B. _____ height

Wish List:

- 1. Top cabinet (preferred)
- C. _____ height
- 2. Microwave opening (option 2 only: will microwave be built-in or set-in?)

- D. _____ width
- E. _____ height

Wish List determined by this:

- 3. Oven opening (no standard)
- F. _____ width
- G. _____ height

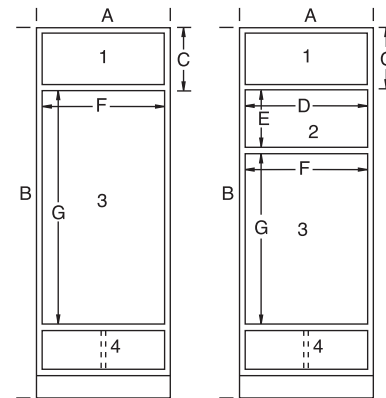
- 4. Bottom cabinet

Prefer doors:

Doors: ___yes or no___

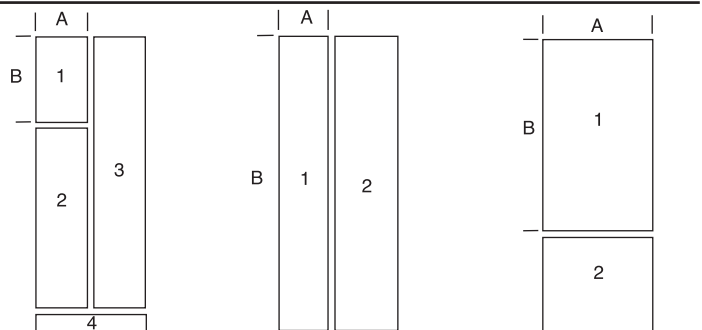
Number of drawers _____

Note: Whenever possible BD30D drawers will be used unless otherwise specified. Finished oven width may need to be cut on job site.



Single Oven Option 1

Oven/Microwave Combination Option 2



Part No. 146760

Sub Zero

Notes

